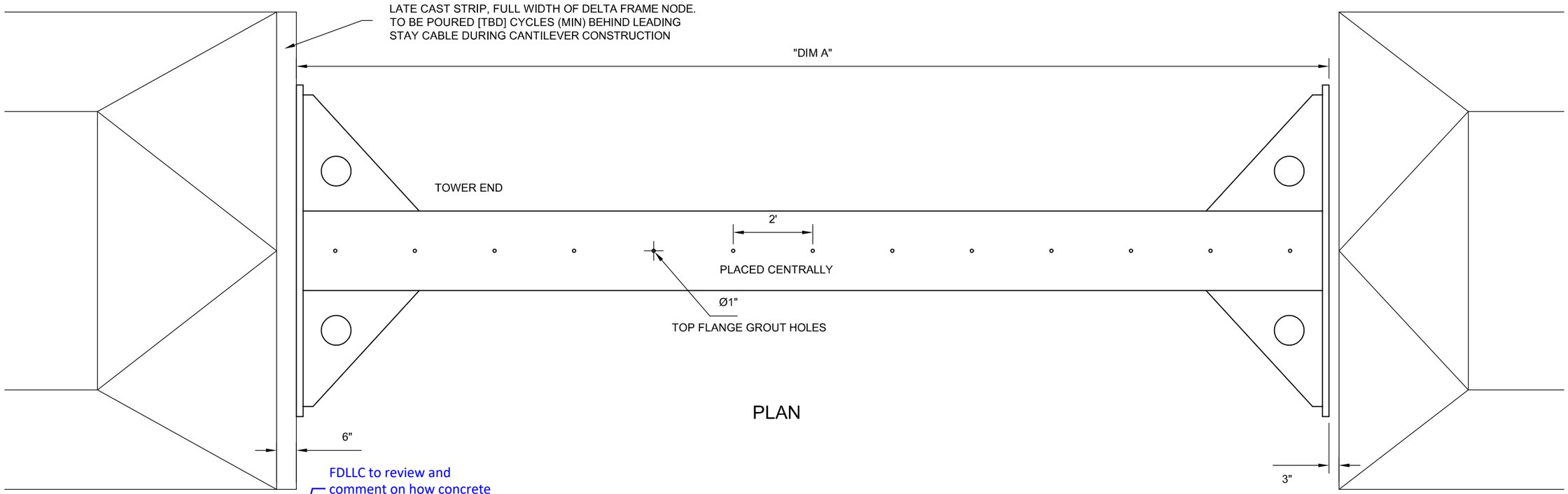

PLAN

FDLLC to review and comment on how concrete will be vibrated here

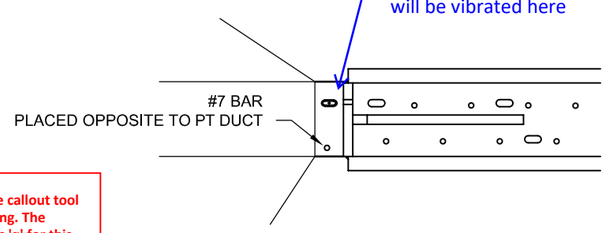

SECTION

LATE CAST STRIP

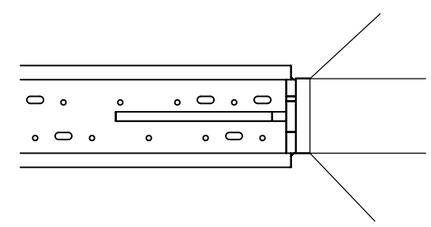

SECTION

Please use the callout tool for commenting. The shortcut key is 'q' for this tool.

Use your own unique color

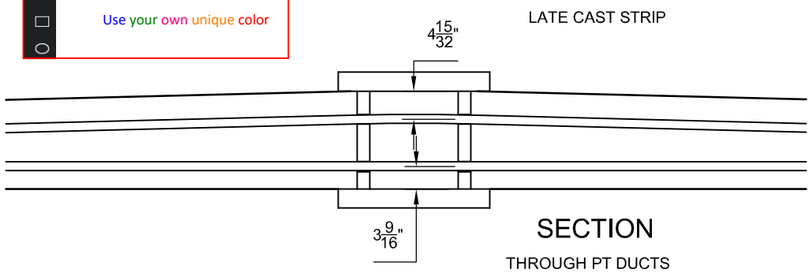

SECTION

THROUGH PT DUCTS

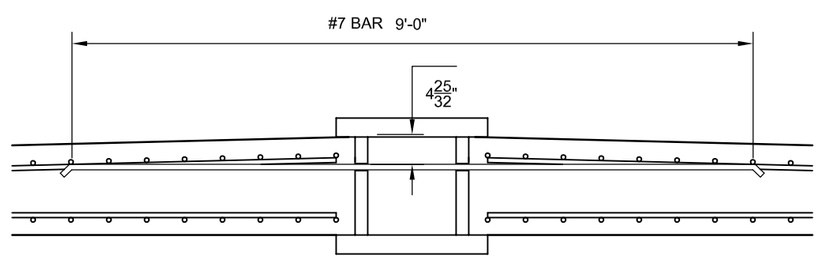

SECTION

THROUGH TOP LAYER REBAR

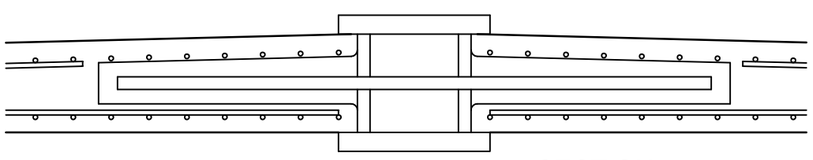

SECTION

THROUGH BEARING PLATE

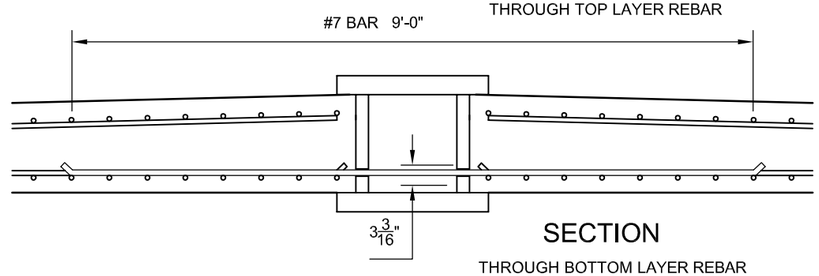

SECTION

THROUGH BOTTOM LAYER REBAR

MAIN SPAN STRUT DETAILS I

FOR ACP
2021-04-14

This ACP review is technical in nature covering fabrication of the strut, bearing erection issues in mind. Please comment accordingly. The equivalent drawings in the security report are intended to be schematic and are not intended to show the same level of detail.

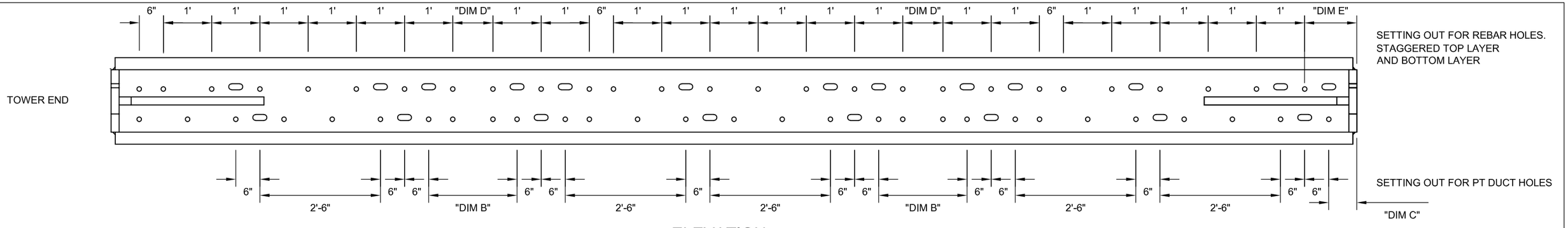

ELEVATION

Strut for cycles without 6" CJ

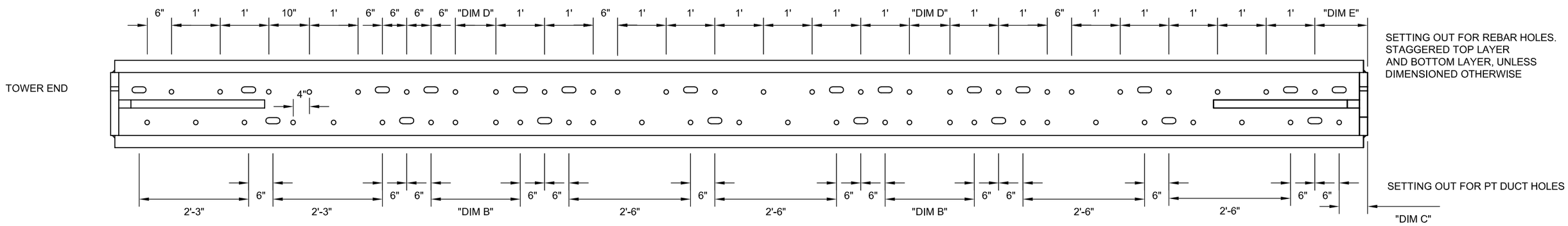

ELEVATION

Strut for cycles with 6" CJ

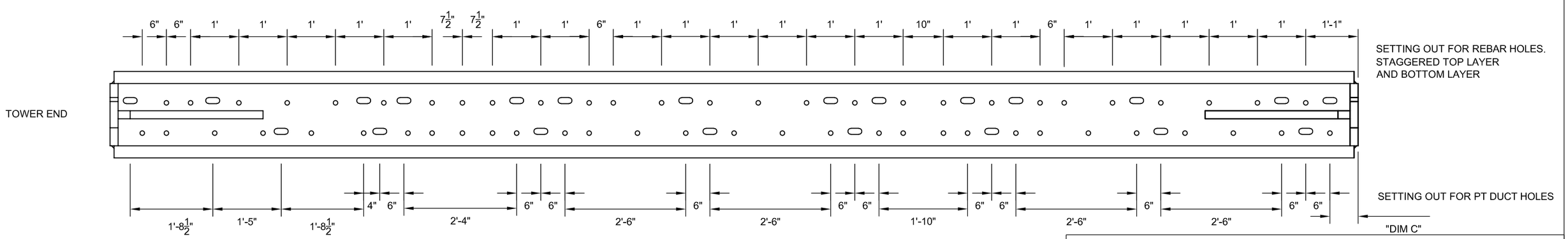

ELEVATION

Strut for back span Cycle 6

	BACK SPAN	MAIN SPAN
"DIM A"	310.000"	311.500"
"DIM B"	22.000"	22.375"
"DIM C"	7.000	7.375"
"DIM D"	10.000	10.375"
"DIM E"	13.000	13.375"

MAIN SPAN STRUT DETAILS II

FOR ACP
2021-04-14

1. STEEL PLATE MATERIAL TO ASTM A709 HPS 50W.
2. THE STRUT IS A MAIN COMPRESSION MEMBER.
3. ALL WELDING SHALL COMPLY WITH THE PROVISIONS OF AASHTO/AWS D1.5 BRIDGE WELDING CODE.
4. ALL WELDING ELECTRODES SHALL BE APPROPRIATELY MATCHED AND SHALL BE STRENGTH GRADE E70.
5. ALL WELDS SHALL RECEIVE 100% VISUAL INSPECTION AFTER THE COMPLETION OF THE WELD. ALL WELDS SHALL RECEIVE 100% VISUAL INSPECTION AFTER FABRICATION OF THE ELEMENT IS COMPLETE. VISUAL INSPECTION SHALL NOT BE CONSIDERED AN NDT METHOD.
6. ALL COMPLETE PENETRATION (CJP) GROOVE WELDS SHALL BE EVALUATED IN ACCORDANCE WITH SECTION 6.7.1.2 OF AWS D1.5, FREQUENCY OF TESTING SHALL BE 100%.
7. ~~PAINT COLOR RAL 9016.~~

   A) SURFACE PREPARATION: ABRASIVE BLAST CLEAN TO SSPC SP10
   B) THERMAL SPRAYED ZINC 5 TO 6 mil
   C) PAINT COLOR RAL 9016 3 mil

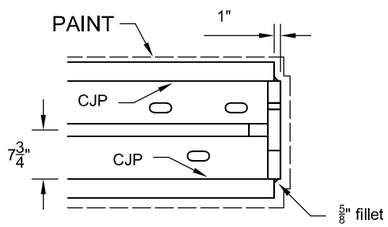

DETAIL 1

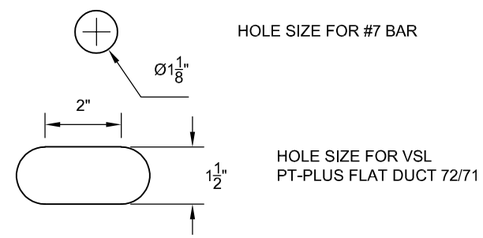

DETAIL 2

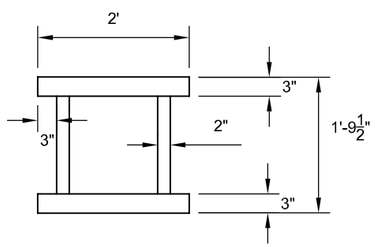

SECTION A-A

TYPICAL

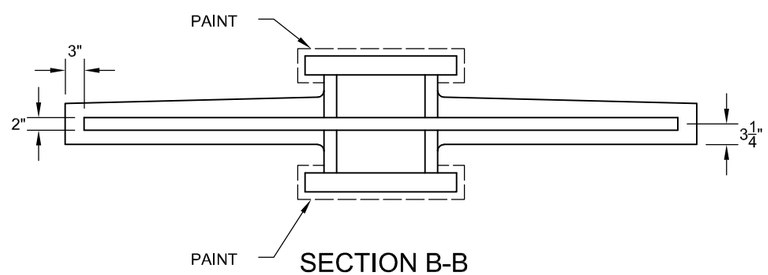

SECTION B-B

THROUGH STIFFENER

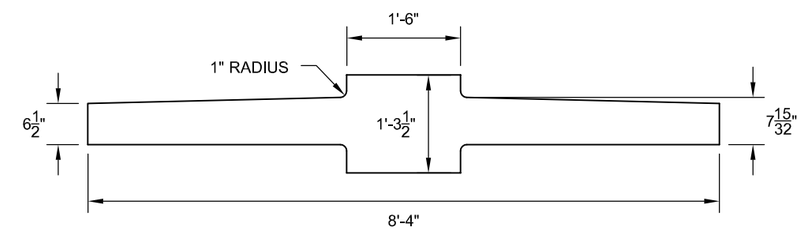

SECTION C-C

THROUGH BEARING PLATE

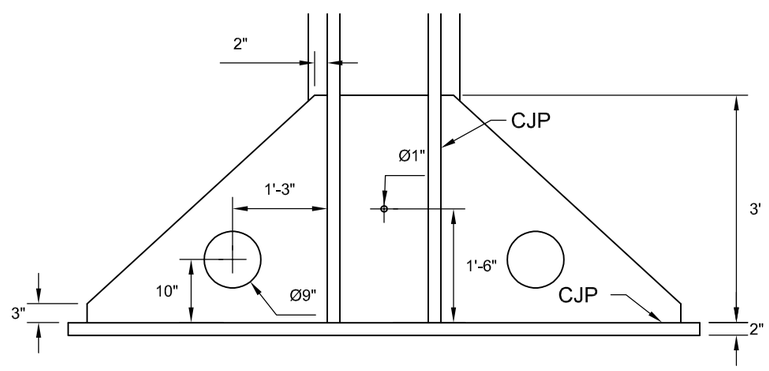

PLAN SECTION D-D

THROUGH STIFFENER AND BEARING PLATE

MAIN SPAN STRUT DETAILS III

FOR ACP
2021-04-14